

SWAN™

INTERIOR SYSTEMS COLLECTION



Hadley brings flexibility and affordability to interior systems with the Swan Interior Systems Collection. Swan systems provide a motorcoach passenger experience for shuttles with reading lights and air conditioning vents for personal comfort. Passengers “are in the driver’s seat” with the amenities because every Swan Interior System is designed with simple, individual controls. The *Swan AC*, *Swan Constellation* and *Swan Select* comprise the three levels in the collection.

All of Hadley’s Swan models are built on Swan’s seamless luggage rack in your choice of black or silver. The Swan luggage rack is rattle-free, window

to window modular in length, and includes Hadley’s signature overhead Omega light channel.


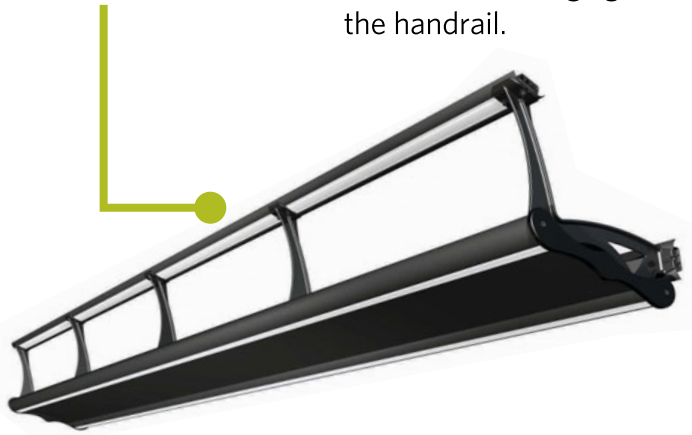
Add the amenities now or in the future. Every Interior System in the Swan Collection is fully upgradable with reading lights, night lights and passenger controlled vents including air conditioning to satisfy every preference.

The Swan Collection is a perfect choice for retrofit buses with the easy installation, flexible options and lengths specified by the customer. Each model gives you the flexibility to customize to fit your needs.

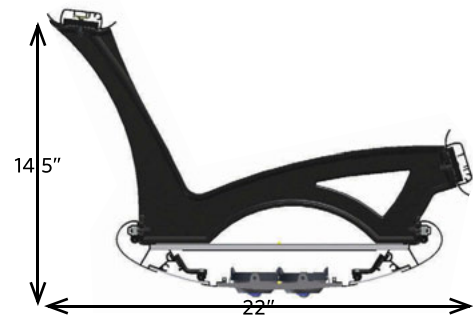
SWAN™ INTERIOR SYSTEMS COLLECTION

It's simple to configure your Swan Interior System! Start with the base or from one of the three pre-configured systems in the collection and add any desired amenities.

SWAN SELECT The Swan Select is installed with the base parcel rack. Passenger controlled reading lights and night lights are built into the underside of the handrail.



SWAN CONSTELLATION The Swan Constellation is installed with the amenity cavity including reading lights, nightlights and air vents. Add more as desired!



SWAN AC The Swan AC is installed with all of the same features as the Swan Constellation, plus the air-conditioning chamber, making it A/C ready immediately.





Swan systems provide a motorcoach experience for shuttles with reading lights and air conditioning vents for personal comfort.



Swan Interior Systems are built with Hadley's signature amenity chamber. It is designed to give shuttle operators an affordable system with customized, fully upgradable options for individual passenger comfort.









Every Swan model in the collection starts with the Swan parcel rack which is available with a variety of floor coverings: PC clear, or upholstered with your choice of carpet or fabric selections.

SWAN FEATURES:

- Modularity with a wide range of options
- Seamless luggage rack
- Rattle free system
- Robust luggage rack built to UIC 566 requirements
- Perfect linearity due to aluminum profiles and nylon fiberglass brackets
- Handrails for passenger safety
- Easy to clean
- Durable material
- Easy installation/replacement (20 minutes per side)
- Can be installed as aftermarket solution

SIMPLE. DURABLE. FLEXIBLE.

Product Name:	SWAN SELECT	SWAN CONSTELLATION	SWAN A/C
			
Dimensions:	22" x 13"	22" x 14.5"	22" x 16"
Maximum Length:	Fourty Feet (20' sections)	Fourty Feet (20' sections)	Fourty Feet (20' sections)
Voltage:	12	12	12
LED Aisle Lighting:	2 Modules every 36"	2 Modules every 36"	2 Modules every 36"
Upgraded Aisle Lighting:	Optional	Optional	Optional
Integrated Speaker Package (x4):	Optional	Optional	Optional
Integrated Speaker Package (x8):	Optional	Optional	Optional
Integrated Service Set Channel:	Not available	Constellation	Constellation
Reading Lamps w/ Blue Mood Switch:	Optional, positioned every 24-36"	Optional, positioned every 24-36"	Optional, positioned every 24-36"
			
Reading Lamp Style:			
Reading Lamp Position:	Integrated inside hand rail (fixed)	Integrated in channel (adjustable)	Integrated in channel (adjustable)
Emergency Window LEDs (Red):	Optional	Optional	Optional
Blue Mood Lighting @ Ceiling:	Optional	Optional	Optional
Blue Mood Lighting @ Sidewall:	Optional	Optional	Optional
Blue Mood Lighting @ LWR hand rail:	Optional	Not Available	Not Available
Air Vents:	No	No	Standard
X-sectional air flow:	-	17.18 sq/in	35.50 sq/in
Weight per foot:	6.7 lbs/ft	9.2 lbs/ft	10.5 lbs/ft
Standard Color:	Silver Extrusions & end caps	Silver Extrusions & end caps	Silver Extrusions & end caps
Optional Color:	Black Extrusions & end caps	Black Extrusions & end caps	Black Extrusions & end caps
Custom Color:	Special Request	Special Request	Special Request
Loading floor capacity:	75 lbs every 36 inches	75 lbs every 36 inches	75 lbs every 36 inches
Self-contained wiring:	Yes	Yes	Yes
Monitor Integration:	Optional	Optional	Optional
Bungee Chord:	Optional	Optional	Optional
4" tall Bungee Net:	Optional	Optional	Optional

HADLEY®

YOUR VEHICLE. YOUR COMPANY. YOUR SUCCESS.

www.hadleyadvantage.com

Transit Division 2503 Marina Drive, Elkhart, IN 46514
 Global Headquarters & Truck Division 2851 Prairie SW, Grandville, MI 49418
 Phone: +1 574.266.3700 Fax: +1 574.266.3747